

# BETTER-FASTER-STRONGER



Xcentric Crusher



**THE WORLD'S MOST  
TECHNOLOGICALLY  
ADVANCED  
CRUSHING BUCKET**

Exclusive dealer for Australia, New Zealand & Pacific Islands

[www.bossattachments.com.au](http://www.bossattachments.com.au)

☎ 1300 116 661





#### Bi-Directional Drive System

In the case of a material blockage, the operator may simply reverse the rotation to drive material back into inlet. Thus, easy removal of the blockage.

#### Advanced High Inertia drive system


provides maximum torque. Two powerful hydraulic motors and a sturdy drive train system designed for a maximum service life providing a huge torque from the very start.

#### Easy, quick adjustment

Simple and fast granulometry adjustment system. Allows the operator to adjust the output size in less than 2 minutes without any special tools.

#### Patented Circular Jaw Movement

Provides 35% greater production throughput than conventional buckets.



#### Extended Maintenance Intervals

Lubrication only being required approximately every 200 hours.

#### Compact and robust design

without any protruding components. The drive system is internally mounted and allows a narrower shape without compromising the loading capacity. For enhanced usability and improved reliability.

#### The automatic anti-lock mechanism

ensures constant productivity continuous repositioning of the material ensures that even larger pieces are headed automatically into the direction of the crushing jaw.

#### SSAB Hardox® & Strenx® construction

Solid, durable and characterized by the now recognizable clean lines designed to resist wear and high stresses in the toughest working conditions.

**“XCENTRIC DIDN'T INVENT THE CRUSHER BUCKET, THEY JUST PERFECTED IT.”**

		<b>XC15</b>	<b>XC17</b>	<b>XC20</b>	<b>XC30</b>	<b>XC40</b>	<b>XC50</b>	<b>XC60</b>
EXCAVATOR SIZE	Tons	13 to 15	16 to 20	20 to 25	24 to 35	32 to 45	45 to 60	60 to 85
WEIGHT (without top plate)	kg	2,000	2,000	2,500	3,750	5,300	6,250	10,500
OPERATING PRESSURE	MPa	32	25	25	25	32	32	32
OPERATING FLOW	L/min	100 - 120	140 - 160	160 - 180	180 - 200	300	340	380
MAX. DRAIN PRESSURE	MPa	0.4	0.4	0.4	0.4	0.4	0.4	0.4
HYDRAULIC CIRCUIT		Double effect	Double effect	Double effect	Double effect	Double effect	Double effect	Double effect
LOADING CAPACITY	m <sup>3</sup>	0.5	0.5	0.8	1	1.2	1.5	2
EXTERNAL WIDTH	mm	930	930	930	1,070	1,280	1,280	1,490
INTERNAL WIDTH	mm	730	730	730	900	1,100	1,100	1,300
LENGTH	mm	2,050	2,050	2,465	2,575	2,840	3,270	3,350
HEIGHT	mm	1,200	1,200	1,300	1,400	1,450	1,560	1,700
CRUSHING SIZE	mm	20 - 90	20 - 90	20 - 140	20 - 140	20 - 140	20 - 210	20 - 210
JAW OPENING	mm	400	400	420	420	465	500	500



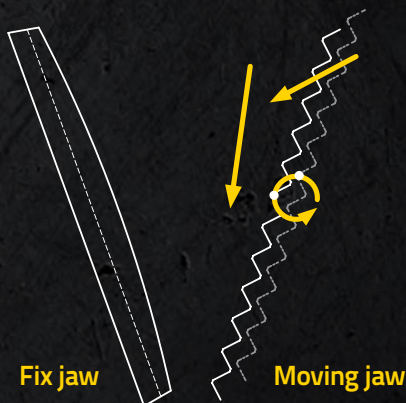
# TURN YOUR EXCAVATOR INTO THE ULTIMATE CRUSHER, ONE MAN-ONE MACHINE



## CRUSHING JAWS

Placing the crushing jaws in a cross position, together with its circular motion, gives the Xcentric Crusher the faculty of grinding wet material.

This way, what you get is the movable jaw to 'bite' the wet material and together with the circular movement drag it to the outlet, without sticking to the walls of the bucket.



## RESULTS



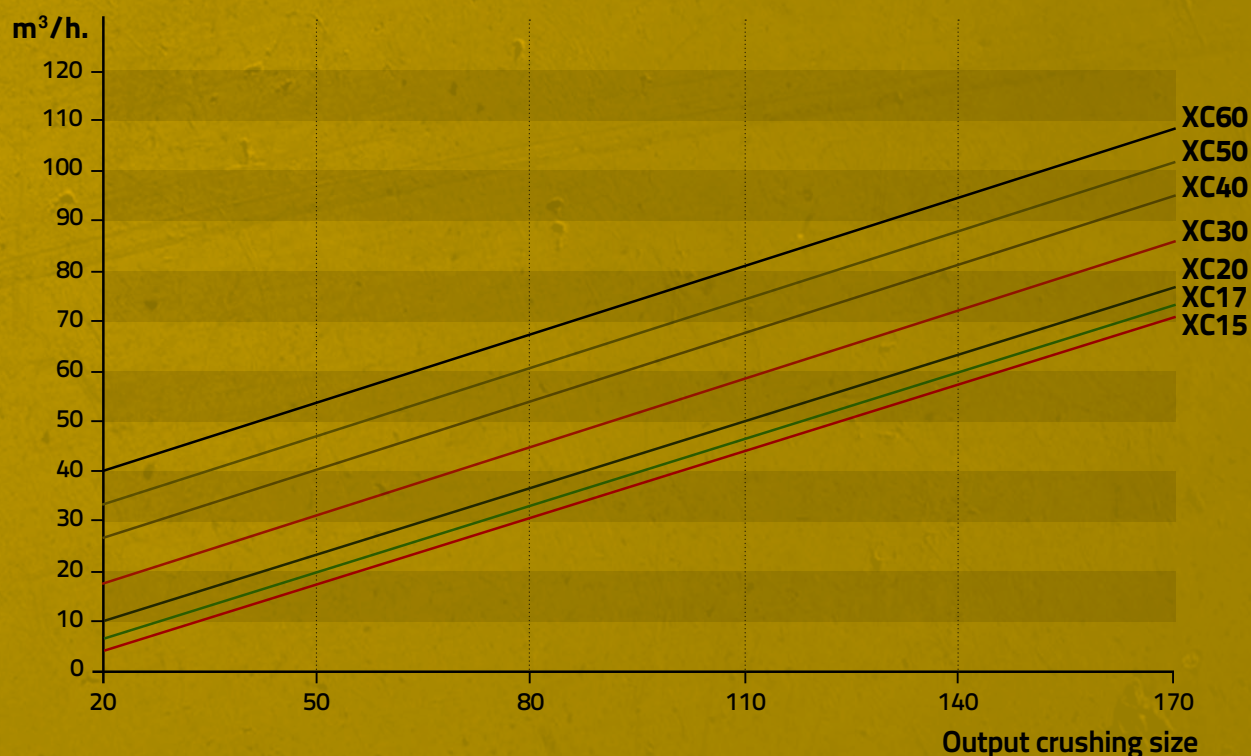
Basalt



Concrete

## PRODUCTIVITY

Estimated productivity on dry limestone or high resistance concrete.





# **XCENTRIC CRUSHER BUCKET**

## **- IN A CLASS OF IT'S OWN**

**The new world-wide Leader with the world's most technologically advanced crusher bucket with a level of reliability and inexhaustible production rates, others can only dream of.**

Designed and manufactured in Spain by Xcentric using only the best materials to ensure consistent quality and performance.

Solid, durable, characterized by the recognizable clean lines designed to resist wear and high stresses in the toughest working conditions.

Extremely compact and low centre of gravity improves balance and drastically reduces the strain on the excavator arm, eliminating impact vibrations.

### **HERE'S THE FACTS**

- Patented isolating jaw movement, ensures the material is crushed without a compacting effect & giving at least 35% greater production than conventional crusher buckets.
- Fully adjustable jaws to give you an output product of -20mm to -210mm.
- Simple and fast granulometry adjustment system. Allows adjustment of output size in less than 2 minutes.
- Cross Top Jaws: with the circular motion, allows crushing of wet material.
- Double Effect Hydraulic System allows operators to simply reverse the crushing movement in the event of a product jam.
- Process hard materials like granite or porphyry at 100% of the jaw opening.
- 200 Hour greasing intervals.
- 80% less consumables parts than conventional crusher buckets. No Toggles, No Springs etc.
- Anti-skid Transmission – higher production, less jams.
- High inertia power train, 40% less oil required to operate the crusher bucket, better fuel economy.
- HARDOX® construction ensures long-lasting durability in extreme conditions.



Exclusive dealer for Australia, New Zealand & Pacific Islands  
**SALES, SERVICE AND HIRE AUSTRALIA WIDE**

☎ **1300 116 661** Office: +61 2 43404783  
sales@bossattachments.com.au [www.bossattachments.com.au](http://www.bossattachments.com.au)



**BOSS**  
**ATTACHMENTS**